



Model 9700

A Door As Unique As Your Home

R-10* Polyurethane Insulation

Pinch-Resistant Panels


Lifetime Limited Warranty

www.Wayne-Dalton.com



Model 9700 shown in Lexington design with 12 window square and optional decorative hardware

Door Construction


- You select the windows and trim options you want to customize your door's looks.
- Dozens of design combinations to choose from.
- Embossed, high tensile steel panels give the look of wood with the strength of steel.
- Two-coat, baked-on polyester finish is virtually maintenance-free. This finish also makes an excellent base if you repaint to match the existing exterior colors of your home.
- The foamed-in-place polyurethane insulation is chemically bonded to each steel section, creating a structure with higher strength and dent resistance.
- Heavy-gauge steel wraparound end caps trim-out door edges for better appearance, improved strength and to protect the foamed-in-place polyurethane insulation from damage.
- Wind load models available. 
- The polyurethane foam is CFC-11-free, so it's environmentally friendly.
- Sound-absorbing insulation makes the door operate quieter and eliminates wind-rattling.
- Hot-dipped galvanized vertical supports add strength and durability.
- Attractive, low-profile hinges provide maximum strength between sections and add stability compared with ordinary vertical hinges. Hinges are factory-installed for proper alignment and smoother door operation.
- Bulb-shaped bottom seal remains flexible even in extreme cold to help keep the bad weather outside.
- SilentGlide™ rollers with nylon tires and solid steel shafts provide years of smooth, quiet, dependable service.
- An insulated garage door improves thermal efficiency and makes your house more green.

* Wayne-Dalton® uses a calculated door section R-value for our insulated doors.

Model 9700 Specifications

Design

- Choose from a number of patterns to create the look you want.
- 7' high doors are engineered with three panel sections instead of four to reduce visual breaks.



Note: Doors shown have been custom painted.

Energy Efficiency & Noise Control

- The R-10* polyurethane insulation is substantially more effective than the same thickness of common polystyrene insulation.
- Bulb-shaped bottom seal remains flexible even in the cold to keep out bad weather.
- The foamed-in-place insulation helps block street noise from entering into living areas that adjoin the garage.



* Calculated door section R-value.

www.Wayne-Dalton.com

©2013 Wayne-Dalton, a division of Overhead Door Corporation. Consistent with our policy of continuing product improvement, we reserve the right to change product specifications without notice or obligation. Item **328664**

Windows

- Windows are available in traditional square top or arched top styles with decorative overlays of 6 to 16 divided panes. Here are two examples. See the 9700 brochure (#341597), Window style brochure (#330880), or web site for all options.



Colors

Solid Color Options



White

Gray

Clay

Green

Two Tone Color Options



Green/White

Gray/White

Stain Options



Mahogany

Walnut

Oak

Green

Gray

Clay

Honduran Mahogany


Red Oak




Clay/White

- Doors may be custom-painted using any quality exterior latex paint. See web site for paint instructions.
- Optional decorative trim hardware recreates the look of genuine split, swing doors. Black powder-coating gives a hand-hammered look.

Safety & Security



Pinch-resistant door panels protect against finger injuries.



TorqueMaster® Plus seals springs safely inside steel tube.



SEE ALL THE LOOKS AVAILABLE AT OUR GARAGE DOOR DESIGN CENTER AT www.Wayne-Dalton.com

AWS

Absolute Warehouse Services

855.838.9449

Dealer Imprint Area